

Name: _____

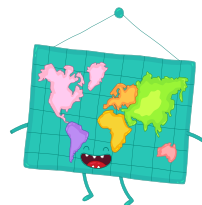

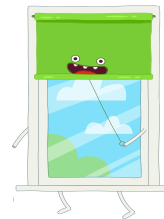


Date: _____

Reading Skill: Counting Syllables

Vocabulary: Classroom

Directions: Sort each picture by the number of syllables.

1				
2				
3				



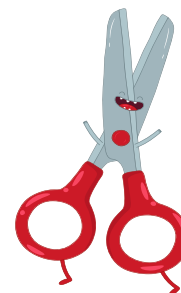
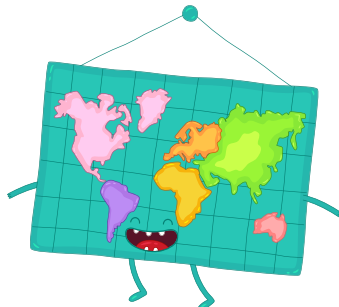

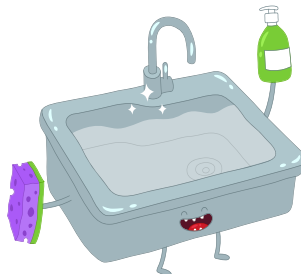





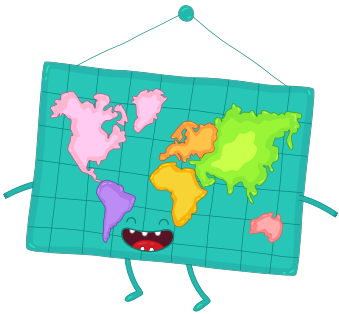

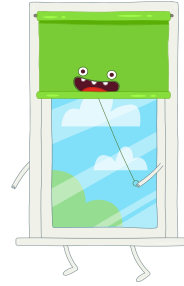

Name: _____

Date: _____

Reading Skill: Counting Syllables

Vocabulary: Classroom

Directions: Put an "X" over the picture with the same number of syllables as the first picture.




Name: _____

Date: _____

Reading Skill: Counting Syllables

Vocabulary: Classroom

Directions: Circle the number of syllables for each picture.




1 2 3



1 2 3




1 2 3



1 2 3



1 2 3




1 2 3



1 2 3



1 2 3



1 2 3


Name: _____

Date: _____

Reading Skill: Counting Syllables

Vocabulary: Classroom

Directions: Color the number word of syllables for each picture and then write the number.



one

two


three



one

two

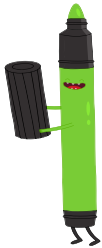
three



one

two

three



one

two

three



one

two

three



one

two

three


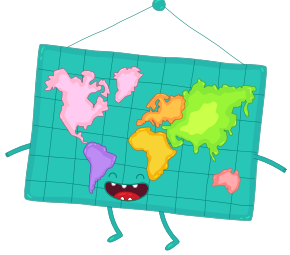


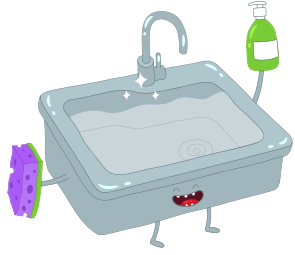

Name: _____

Date: _____

Reading Skill: Counting Syllables

Vocabulary: Classroom

Directions: Color the number word of syllables for each picture and then write the number.

	<p>one two three</p>	<p>_____</p> <p>-----</p> <p>_____</p>
	<p>one two three</p>	<p>_____</p> <p>-----</p> <p>_____</p>
	<p>one two three</p>	<p>_____</p> <p>-----</p> <p>_____</p>
	<p>one two three</p>	<p>_____</p> <p>-----</p> <p>_____</p>
	<p>one two three</p>	<p>_____</p> <p>-----</p> <p>_____</p>
	<p>one two three</p>	<p>_____</p> <p>-----</p> <p>_____</p>


Name: _____

Date: _____

Reading Skill: Counting Syllables

Vocabulary: Classroom

Directions: Color the number of syllables for each picture and then write the number.



1

2

3



1

2

3



1

2

3



1

2


3



1

2

3



1

2

3

Name: _____

Date: _____

Reading Skill: Counting Syllables

Vocabulary: Classroom


Directions: Color the number of syllables for each picture and then write the number.



1

2

3



1

2


3



1

2


3



1

2


3



1

2

3



1

2

3


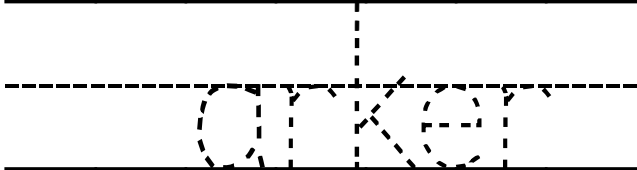

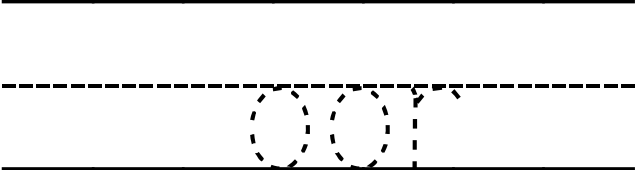





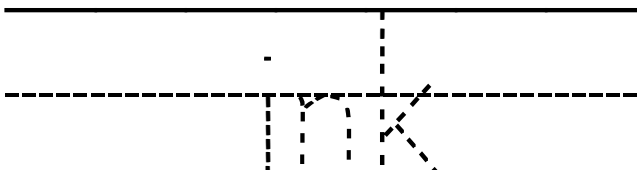

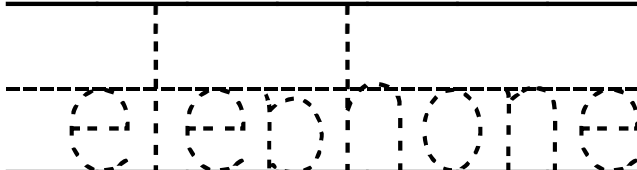
Name: _____

Date: _____

Reading Skills: Counting Syllables and Beginning Sounds

Vocabulary: Classroom

Directions: Write the beginning sound and trace the rest of the word for each picture. Then color the number of syllables.

		<p>1 2 3</p>
		<p>1 2 3</p>
		<p>1 2 3</p>
		<p>1 2 3</p>
		<p>1 2 3</p>
		<p>1 2 3</p>

Name: _____

Date: _____

Reading Skills: Counting Syllables and Ending Sounds

Vocabulary: Classroom

Directions: Trace the word and write the ending sound for each picture. Then color the number of syllables.

