


Name: _____

Date: _____

Reading Skill: Identifying ending sounds

Vocabulary: Classroom

Directions: Color the ending sound for each picture.




s

f




t

k




d

n



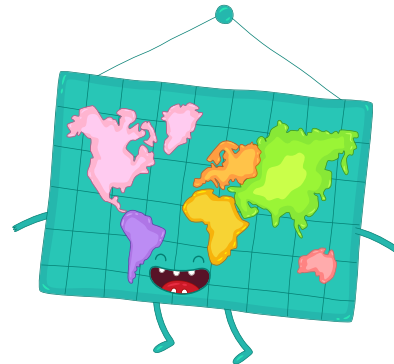
b

g




l

v



p

z



r

o



x

m

Name: _____

Date: _____

Reading Skill: Identifying ending sounds

Vocabulary: Classroom

Directions: Put an "X" over the picture whose ending sound is the same as the first picture.

Name: _____


Date: _____

Reading Skill: Identifying ending sounds


Vocabulary: Classroom

Directions: Draw a line matching each letter to the first picture with the same ending sound. Then draw a line to the second picture with the same ending sound.


k




r




g



i



n



Name: _____

Date: _____




Reading Skill: Identifying ending sounds

Vocabulary: Classroom

Directions: Sort each picture by its ending sound.

k

r



Name: _____

Date: _____

Reading Skill: Identifying ending sounds


Vocabulary: Classroom

Directions: Circle the ending sound for each picture and then write the letter.



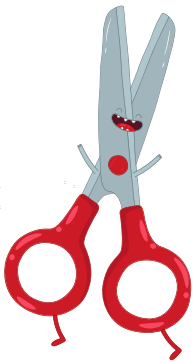
d _____

r _____




v _____

n _____



s _____

l _____



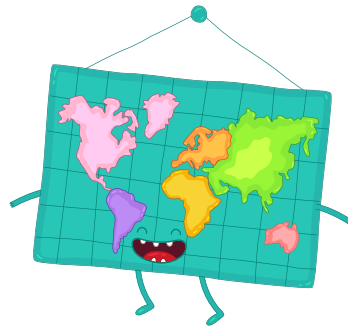
f _____

o _____




k _____

z _____




p _____

c _____



l _____

m _____



b _____

g _____

Name: _____

Date: _____

Reading Skill: Identifying ending sounds

Vocabulary: Classroom


Directions: Write the letter each picture ends with.



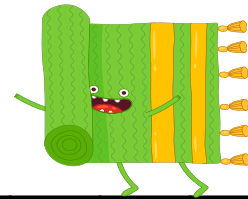
boo



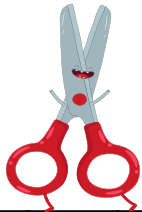
crayo



penci



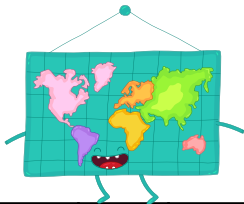
ru



scissor



doo



ma



pain