

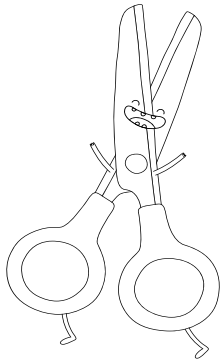
Name: _____

Date: _____

Reading Skill: Identifying ending sounds

Vocabulary: Classroom

Directions: Color the ending sound for each picture.



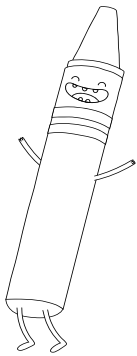
s

f




t

k



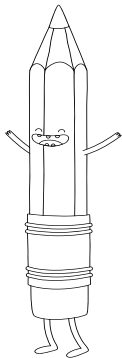
d

n



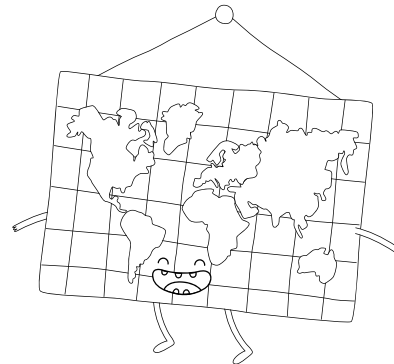
b

g




l

v



p

z



r

o



x

m

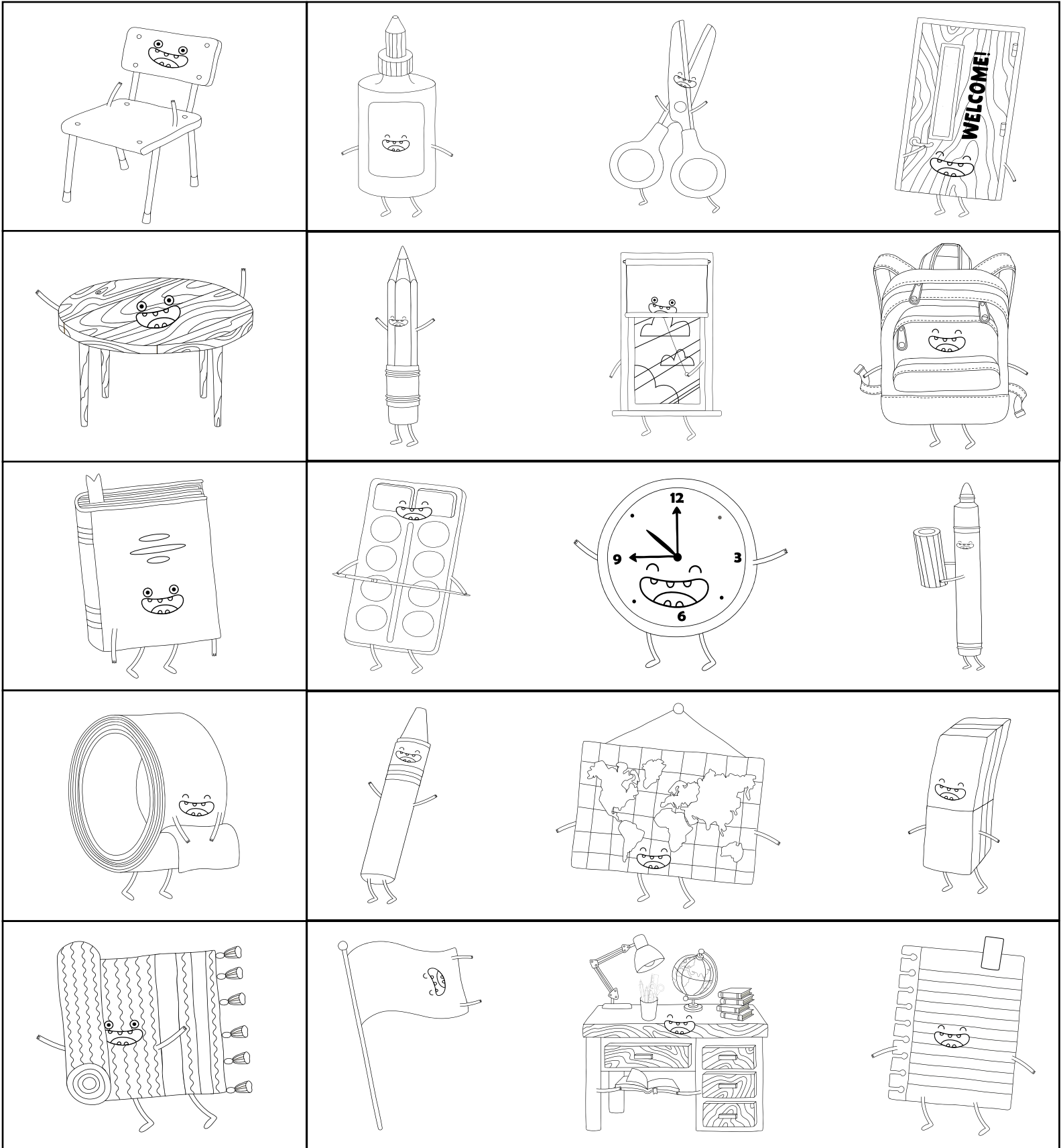
Name: _____

Date: _____

Reading Skill: Identifying ending sounds

Vocabulary: Classroom

Directions: Color the picture whose ending sound is the same as the first picture.



Name: _____


Date: _____

Reading Skill: Identifying ending sounds



Vocabulary: Classroom

Directions: Draw a line matching each letter to the first picture with the same ending sound. Then draw a line to the second picture with the same ending sound.


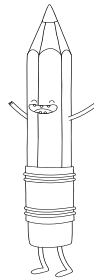
k



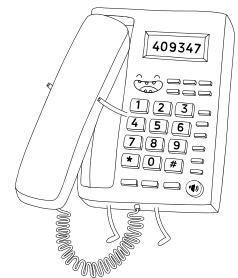

r



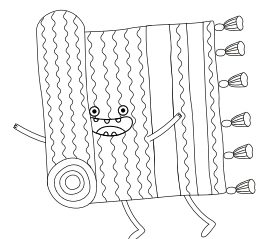
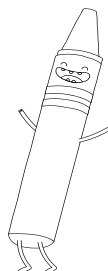
g



i



n



Name: _____

Date: _____

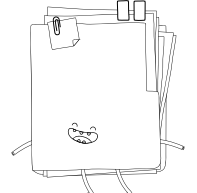

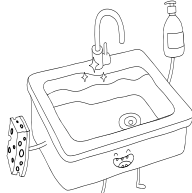






Reading Skill: Identifying ending sounds

Vocabulary: Classroom

Directions: Sort each picture by its ending sound.

k

r



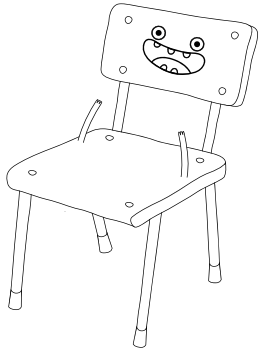
Name: _____

Date: _____

Reading Skill: Identifying ending sounds

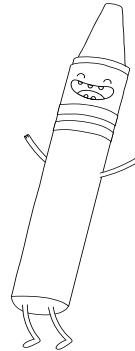
Vocabulary: Classroom

Directions: Circle the ending sound for each picture and then write the letter.



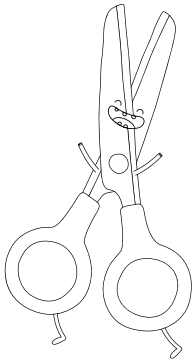
d

r




v

n




s

l



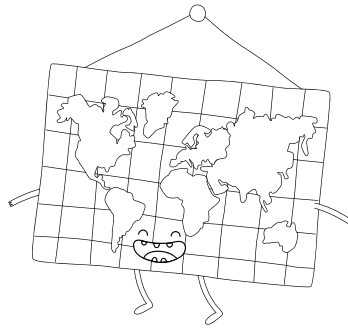
f

o



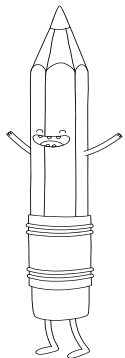
k

z



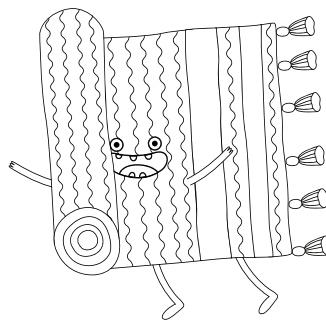
p

c



l

m



b

g


Name: _____

Date: _____

Reading Skill: Identifying ending sounds

Vocabulary: Classroom

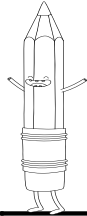
Directions: Write the letter each picture ends with.



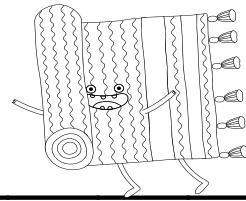
boo



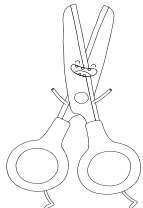
crayo



penci



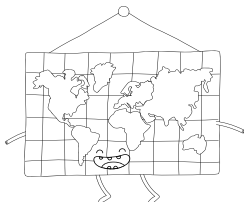
ru




scissor



doo



ma



pain